

带锯机
圆锯机

METAL BAND SAW
CIRCULAR SAW

立卧两用金属带锯机

立式可切割各种弧形、异形等材料；
卧式可0~45°角度切割，满足不同切割角度需求；
手动张紧系统，保障锯条使用寿命；
切割完成自动断电，使用安全；
弹簧拉力杆，可调节锯切下刀速度；
皮带传动，更换皮带位置可获得3种变速，应对不同材质；
移动轮设计，便携方便，适应各种工作场所方便转移。

Vertical and horizontal metal band saw

Vertical can cut various arc, special-shaped and other materials;
The horizontal type can be cut at an angle of 0~45° to meet the needs of different cutting angles;
Manual tensioning system to ensure the service life of the saw blade;
Automatic power off after cutting, safe to use;
Spring tension rod, can adjust the cutting speed of saw cutting;
Belt drive, change the position of the belt to get 3 kinds of speed change, deal with different materials;
Mobile wheel design, portable and convenient, adapt to various workplaces for easy transfer.



型号	Model	CTBS115
切割范围	Capacity	90° ○ 115mm □ 100x150mm 45° ○ 100mm □ 60x100mm
锯条规格	Blade size	13 x 0.6 x 1538 mm
转速范围	Blade speed	20~29~50 MPM
传动方式	Drive	皮带传动 (V-belt)
电机功率	Motor Power	375W - 220V
包装尺寸	Package Size	97x46x46cm
净重	N.W.	50KG

卧式金属带锯机

CTBS150体积小，重量轻，便携方便；
卧式可0°~60°角度切割，满足不同切割角度需求；
手握式开关手柄，即开即关；
手动张紧系统，保障锯条使用寿命；
合金工作台，固定材料更牢靠；
大功率电机，强力强劲，经久耐用，高效锯切
无级调速，快慢随心所欲，应对不同材质；

Horizontal Metal Band Saw

CTBS150 is small in size, light in weight and easy to carry;
The horizontal type can be cut at an angle of 0°~60° to meet the needs of different cutting angles;
Hand-held switch handle, which can be turned on or off;
Manual tensioning system to ensure the service life of the saw blade;
Alloy workbench, the fixing material is more reliable;
High-power motor, powerful and durable, efficient sawing
Stepless speed regulation, as fast as you want, to deal with different materials;



型号	Model	CTBS150
切割范围	Capacity	45° ○ 90mm □ 90x100mm 60° ○ 50mm □ 50x100mm 90° ○ 150mm □ 150x140mm
锯条规格	Blade size	19 x 0.9 x 1735 mm
转速范围	Blade speed	66~85 MPM
传动方式	Drive	齿轮（Gear）
电机功率	Motor Power	2000w - 220V
包装尺寸	Package Size	98x42x53cm
净重	N.W.	34KG

不建议切割粘性材料，如不锈钢、钛合金、铝材质。CTBS150禁止切割时加切削液等水液体。
It is not recommended to cut sticky materials, such as stainless steel, titanium alloy, and aluminum.
CTBS150 prohibits the addition of cutting fluid and other water liquids during cutting.

立卧两用金属带锯机

锯切方式可立式切割或卧式切割。
卧式锯切可0°~45°角度切割
锯切宽度可调节，液压自重或手动下刀。
快速夹紧虎钳，安全地夹持工件，可调整角度（0°~45°）进行锯切。
冷却剂系统有助于提供最佳的工作效果并延长刀片的使用寿命。

Vertical and horizontal metal band saw


The sawing method can be vertical cutting or horizontal cutting.
Horizontal sawing can cut at an angle of 0°~45°
The sawing width can be adjusted, hydraulic deadweight or manual cutting.
Quick clamping vise, securely clamp the workpiece, adjustable angle (0°~45°) for sawing.
The coolant system helps provide optimal working results and extend the life of the blade.



CTBS-712N



CTBS-712R



CTBS712N




型号	Model	CTBS712N		CTBS712R
切割范围	Capacity	90°	○ 178mm □ 178x305mm	○ 178mm □ 178x210mm
		45°	○ 127mm □ 120x125mm	○ 127mm □ 85x140mm
锯条规格	Blade size	19 x 0.9 x 2362 mm		
转速范围	Blade speed	22、34、45、65 MPM		
传动方式	Drive	皮带传动 (V-belt)		
电机功率	Motor Power	单项1.1Kw (220V) / 三项750w (380V)		单项1.1Kw (220V)
包装尺寸	Package Size	125×51×114cm		129x73x115cm
净重	N.W.	140kg		185kg

立卧两用金属带锯机

立式可切割弧形或异形等材料。
卧式可0°~60°角度切割，满足不同切割角度需求。
机身转角锁定杆，切割平稳，精度高。
自重下刀，下刀速度可调，切割更稳定。
手动张紧系统，保障锯条使用寿命。
合金工作台，固定材料更牢靠。
大功率电机，强力强劲，经久耐用，高效锯切。
整机重量较重，配备移动轮，方便移动。

Vertical and horizontal metal band saw

Vertical can cut arc or special-shaped materials;
The horizontal type can be cut at an angle of 0°~ 60° to meet the needs of different cutting angles;
Body corner locking lever, stable cutting and high precision;
Automatic lowering, adjustable lowering speed, uniform lowering, more stable cutting;
Manual tensioning system to ensure the service life of the saw blade;
Alloy workbench, the fixing material is more reliable;
High-power motor, powerful and durable, efficient sawing
The weight of the whole machine is heavier, and it is equipped with moving wheels for easy movement.



型号	Model	CTBS260G
切割范围	Capacity	0° ○ 227mm □ 260x200mm
		45° ○ 150mm □ 150x125mm
		60° ○ 90mm □ 85x85mm
锯条规格	Blade size	27 x 0.9 x 2455 mm
转速范围	Blade speed	2P, 72MPM 236FPM (50HZ)
		4P, 36MPM 118FPM (60HZ)
传动方式	Drive	齿轮传动 (Gear)
电机功率	Motor Power	1100w
包装尺寸	Package Size	146x72x110cm
净重	N.W.	220KG

可进行各种切割，如斜角、整体、轮廓、切片等；
不同的速度应对不同的材料进行切割，如金属、塑料、木材、橡胶等各种材料；
工作台可倾斜15°~45°；
可选择3~16mm刀片宽度；
刀片防护罩高度可调，最高锯切285mm；
液晶显示不同切割速度，应对不同切割材料所选的锯切速度；
雾化喷头和工作灯大大提高锯床寿命和工作效率。

Various cuts can be made, such as bevel, overall, contour, slice, etc.;

Different speeds should be used to cut different materials, such as metal, plastic, wood, rubber and other materials;

The worktable can be tilted 15°~45°;

Optional 3~16mm blade width;

The height of the blade guard is adjustable, and the maximum sawing cut is 285mm;

The liquid crystal displays different cutting speeds, corresponding to the selected sawing speeds for different cutting materials;

Atomizing nozzles and work lights greatly improve sawing machine life and work efficiency.



切割装置
快速切断锯条，截面光洁无毛刺
Cutting device
Quickly cut off saw blade, the section is smooth and burr-free



小型锯条焊接机
对碰焊接 恒定无缝激光闪焊
Small saw blade welding machine
Butt welding Constant seamless laser flash welding



2000粒砂纸抛光
2000 grit sandpaper polishing



低噪音 铝合金轮盘
调节轮盘张紧手轮，可使锯带松/紧，更换锯带更方便
low noise
Aluminum alloy roulette
Adjust the wheel tensioning handwheel to loosen/tighten the saw belt, making it easier to replace the saw belt



- ① **铸铁定位靠山 锯切不偏移**
铸铁材质，靠山可左右移动并定位，锯切工件时不偏移。
- ② **550x600mm 铸铁工作台 精密磨削**
① **Cast iron positioning backer** Sawing does not offset
Made of cast iron, the backer can be moved left and right and positioned, and the workpiece will not be offset when sawing.
- ② **550x600mm cast iron table Precision grinding**



铸铁工作台可±15°~45°范围内，配合松紧螺栓，进行角度调节来锯切想要的角度。
The cast iron worktable can be adjusted within the range of ±15°~45°, with the elastic bolts, to adjust the angle to saw the desired angle.



型号	Model	CTVS400
锯切喉深	Saw deep throat	400
最大锯切高度	max. cutting height	285mm
锯条长度	Saw blade length	3390-3467
锯带宽度	Band width	3~16mm
工作台	workbench	550x600mm
工作台倾斜角度	Table tilt angle	15~45°
主电机	main motor	1.5KW (2HP) 220V
研磨电机	Grinding motor	0.09KW (1/8HP)
包装尺寸	Package dimensions	107x80x200cm
净重/毛重	N.W./G.W.	310/380KG


CTCS350圆锯机

杠杆手动辅助开关，多角度切割
150mm最大夹持
全防护罩，非半护罩 更安全
配置冷却系统，切割更高效



CTCS350 Cutting Machine

Lever manual auxiliary switch, multi-angle cutting
150mm maximum clamping
Full protective cover, not half protective cover, safer
Equipped with cooling system, cutting more efficiently



型号	Model	CTCS350
电机功率	Motor power	1.5KW/0.75KW
锯片转速	Saw blade speed	38/19rpm
主轴箱回转角度	Swivel angle of headstock	±45°
夹钳最大夹持	Maximum opening of clamp	150mm
冷却水泵	Cooling water pump	40w
锯片尺寸	Saw blade size	
最大直径	The maximum diameter	φ350mm
孔径	Hole diameter	40mm
销孔	Pin hole	2 x φ8 x PCD55mm
最大锯切能力	max. sawing capacity	0° ○95mm □95X95mm □110X100mm 45° ○90mm □80X80mm □85X80mm
净重	N.W.	260KG
包装尺寸	Package Size	900×545×1780mm